



# BULLSEYE

GLASS CO.

## GET A REACTION: REACTIVE CLOUD OPAL & REACTIVE ICE CLEAR

The idea is simple: Try fusing samples of our new Reactive Cloud Opal and Reactive Ice Clear sheets with our copper-bearing glasses, copper leaf, or silver leaf/silver foil.

The results will not be so simple: Interface reactions may develop, ranging from subtle to dramatic, generally in an earthy, rustic color palette.


Reactive Ice Clear and Reactive Cloud Opal are brand new to us at Bullseye. We're still discovering their possibilities. So experiment. Document. Explore along with us.

So far we have observed that not all copper-bearing styles develop reactions with these new sheets. Below are some that do.

To get started with your own testing, identify Bullseye's copper-bearing styles at [www.bullseyeglass.com/education/glasstips](http://www.bullseyeglass.com/education/glasstips).



REACTIVE CLOUD OPAL  
000009



REACTIVE ICE CLEAR  
001009



REACTIVE ICE CLEAR  
001009-0030




TURQUOISE FRIT (COARSE)  
001116-0003



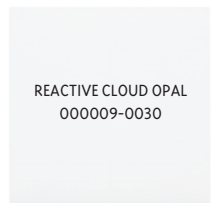
REACTIVE ICE CLEAR  
001009-0030



SILVER LEAF



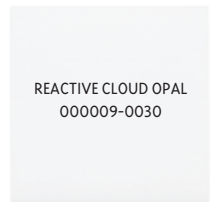
A SILVER FOIL REACTION CAN  
TRAVEL ACROSS A SURFACE.



REACTIVE CLOUD OPAL  
000009-0030



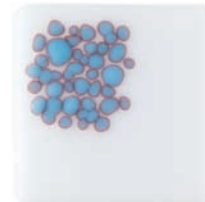
TURQUOISE 2 MM STRINGER  
001116-0072



REACTIVE CLOUD OPAL  
000009-0030



LIGHT CYAN OPAL FRIT (COARSE)  
000216-0003



LAYUPS: 6MM STACKS (3MM CLEAR BASE + 3 MM REACTIVE SHEET), -0003 FRIT, 2MM STRINGER, BULLSEYE SILVER FOIL. PROCESS TEMPERATURE: 1480°F (804°C)